

# Rhyme Time

## What is a rhyme?


A rhyme is when the end of one word sounds the same as the end of another word:

**head and shed      cat and rat**  
**mill and hill**


Rhymes and rhyming are important and fun tools to help develop a child's language skills. Rhymes can be found in songs, poetry and books all around us.

## What do you do?


1. Point to each image and clearly say the name of each object. Have your child point with you when you say a word.
2. Now ask your child to point to the rhyming word or image.
3. Repeat often to have them become more comfortable and successful.



Tree



Whale




Snail



Hat



Cat



Moon



Spoon



Three

## Taking it Further

Rhyming words can be found all around us. Use objects in your environment to help your child discover the words for the world around them.

**head and bed      eye and fly**  
**knee and tea      chair and bear**  
**door and floor      socks and blocks**  
**smiled and child      lips and hips**

For more fun activities you can share with your children, visit

[FamilyLiteracyFun.ca](http://FamilyLiteracyFun.ca)

Proudly supported by