

# Math Master

Playing games is a great family literacy activity that helps to create a strong family bond and promotes language comprehension. You and your family can have fun playing with numbers by playing math games.

## What do you do?

1. Cut out the shapes on the next page and work with your child to solve the problems below. Become math masters!

### What to do?

#### Shape matching

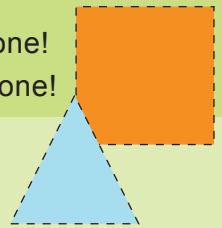
Take turns matching the shapes, while saying the names of the shapes out loud.

Use words to describe what features make a specific shape.

### Example

This one is a square and so is this one!  
This one is a triangle and so is this one!

A square has 4 equal sides.  
A triangle has 3 sides.



#### Shape counting

Put all of the same shapes together.

Count how many of each shape there are.

Put all of the triangles together and then all of the circles, and so on.


There are 5 triangles!



#### Bigger or smaller

Work with your child to place the shapes from smallest to biggest, or from biggest to smallest.

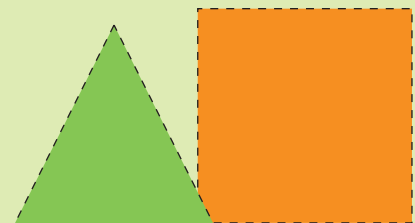
This triangle is bigger than this circle.  
This square is smaller than this square.




#### Colour matching

Put all of the shapes that are the same colour together, while saying the colour out loud.

This is green!  
This is orange!





## Taking it Further

Using the shapes found above, work as a team to build the diagram.

